

# Mod Log Cabin

Foundation Paper Pieced Quilt Block Pattern

By Center Street Quilts

Finished Size Options: 4" x 4" and 6" x 6"



# Mod Log Cabin Quilt Block

Foundation Paper Pieced Pattern


By Center Street Quilts

centerstreetquilts.com

Finished Size Options: 4" x 4" and 6" x 6"

## Before you begin:

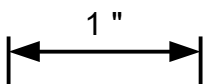
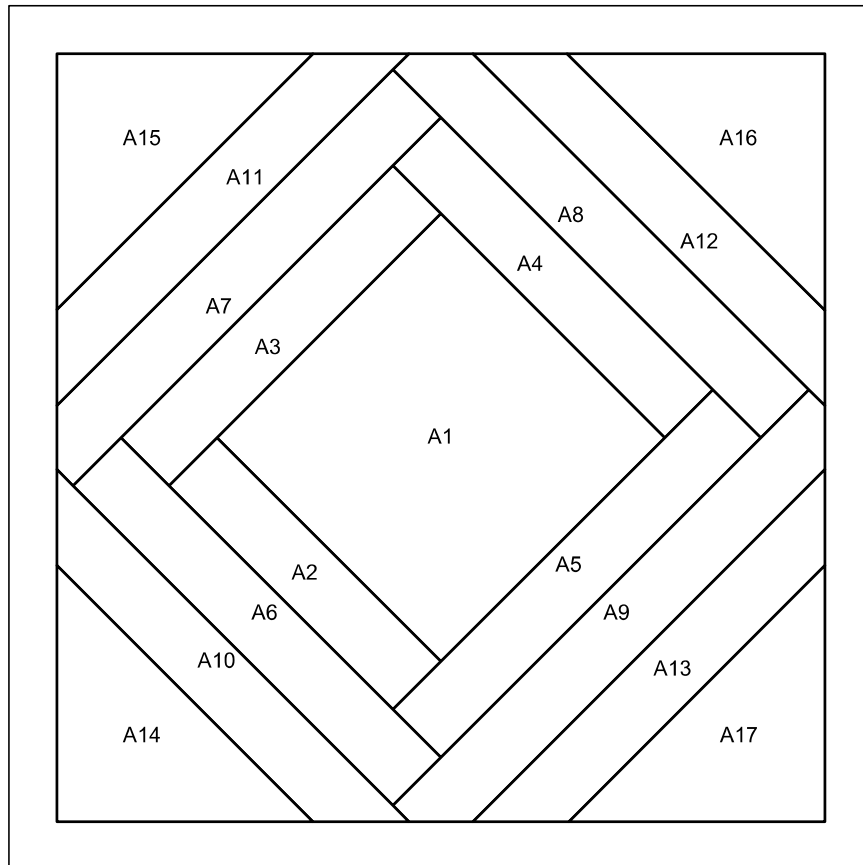
- Basic knowledge of Foundation Paper Piecing (FPP) is expected for this pattern.
- When you print the pattern, make sure your printer is set to print at "Actual Size" or "100%" (not "Fit to page" or "Scale."). There is a one inch line on the pattern page that can be used as a reference.
- The pattern pieces all include a 1/4" seam allowance (the outer solid line) and are shaded in for easy color identification. Remember that the pattern pieces will be a mirror image of the completed block.
- Shorten your stitch length to make tearing the paper easier.
- Backstitching at the beginning and end of each seam will help secure your seams and add strength as the paper is being torn away.
- Pattern is for personal use only. Do not copy, sell, or distribute without written consent.
- License to sell: You may sell items made using this pattern as a small, independent seller. Please credit the pattern design to Center Street Quilts.



Make multiples of the Mod Log Cabin blocks to create a fun design. This arrangement is 9 blocks in a 3 x 3 grid.

# Mod Log Cabin Quilt Block

Finished Quilt Block Size: 4" x 4"



Mod Log Cabin Quilt Block  
Finished Quilt Block Size: 6" x 6"

