

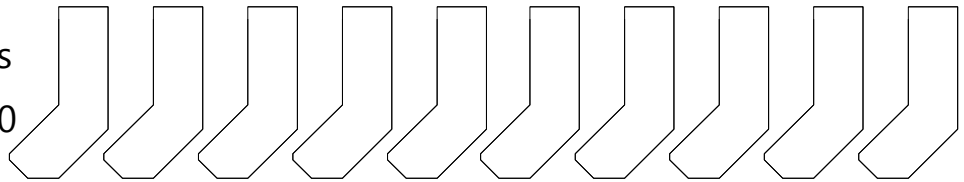
THE SOCK QUILT

Sew along

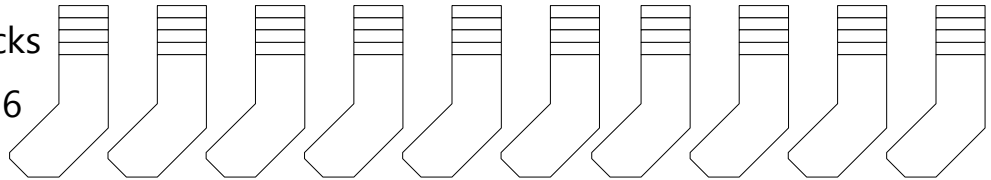
- Get your PDF copy of the pattern at www.etsy.com/shop/centerstreetquilts
- Gather fabric as outlined in the pattern.
- Follow @centerstreetquilts on Instagram for weekly info and prizes.
- Post a progress photo each week on Instagram with the hashtag #thesockquilt and #thesockquiltsal for a chance to win the week's prize!

- May 17: Cut out all the fabric
- Post a progress photo with the tags #thesockquilt and #thesockquiltsal by May 23

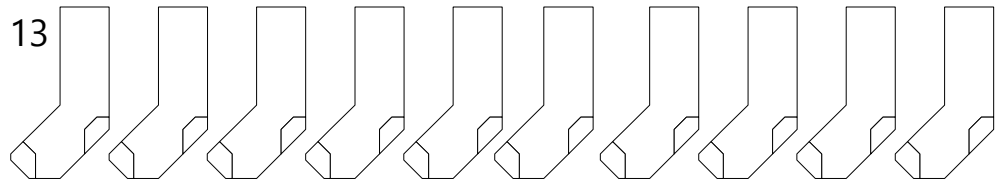
- May 24: Classic Socks
- Post & tag by May 30



- May 31: Striped Socks
- Post & tag by June 6



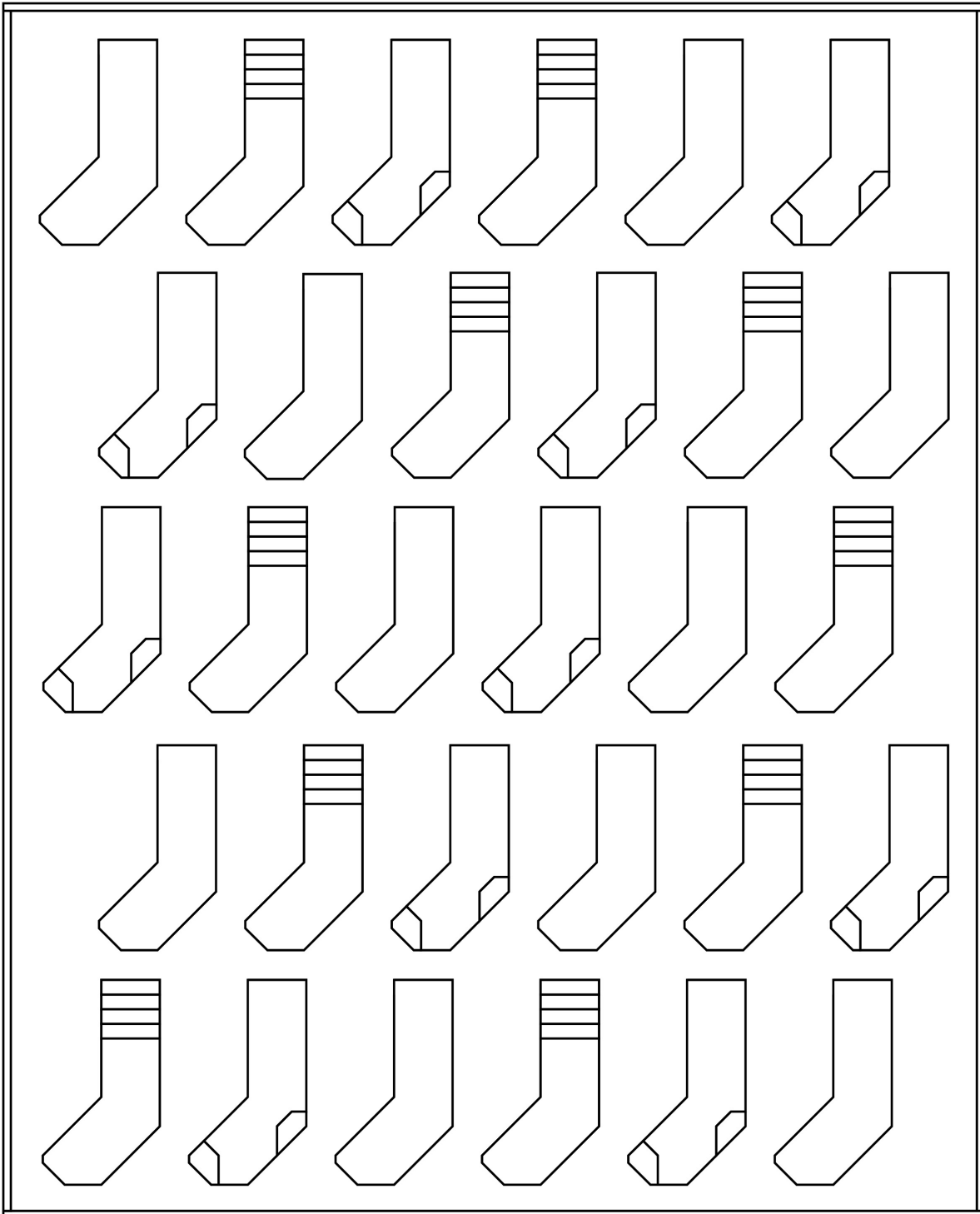
- June 7: Toe/Heel Patch Socks
- Post & tag by June 13



- June 14: Assemble quilt top
- Post final quilt top photos by June 21 to be entered to win Grand Prize

CENTER STREET QUILTS

THE SOCK QUILT
Sew along



CENTER STREET QUILTS